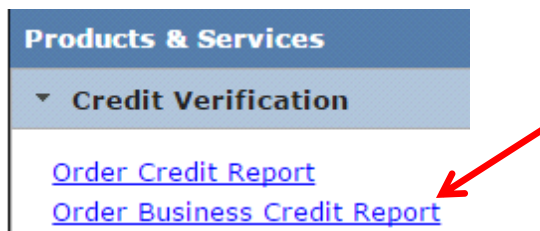


## How to Order Business Credit reports through CIS

From the CIS ordering platform, choose Order Business Credit Report under the Credit Verification product category:

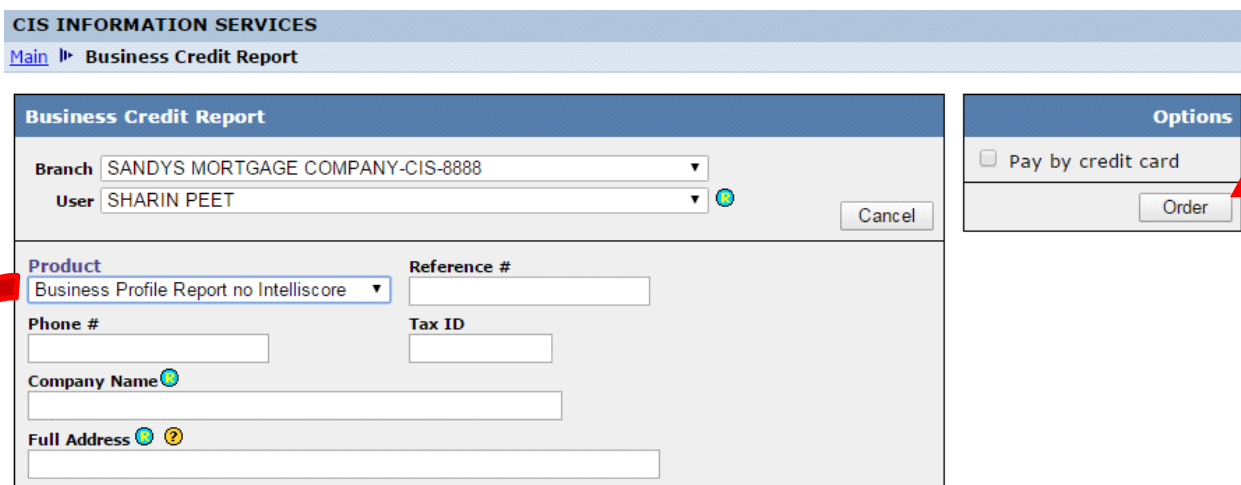


**Products & Services**

- ▼ **Credit Verification**
  - [Order Credit Report](#)
  - [Order Business Credit Report](#)

The below screen will appear:

1. Choose the Business Credit Report-type from the Product dropdown
2. Enter order details (company name & full address are required)
3. Click Order



**CIS INFORMATION SERVICES**  
[Main](#) ▶ **Business Credit Report**

**Business Credit Report**

Branch: SANDYS MORTGAGE COMPANY-CIS-8888  
User: SHARIN PEET

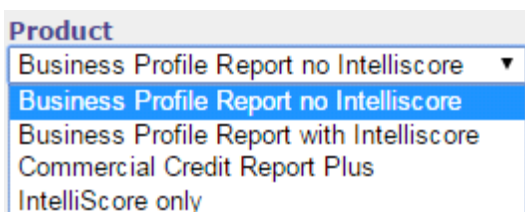
**Options**

Pay by credit card

**Product**  
Business Profile Report no Intelliscore

Reference #  
Phone #  
Tax ID  
Company Name  
Full Address

When you expand the Product dropdown above, you can choose the report-type needed:



**Product**

- Business Profile Report no Intelliscore
- Business Profile Report no Intelliscore
- Business Profile Report with Intelliscore
- Commercial Credit Report Plus
- IntelliScore only